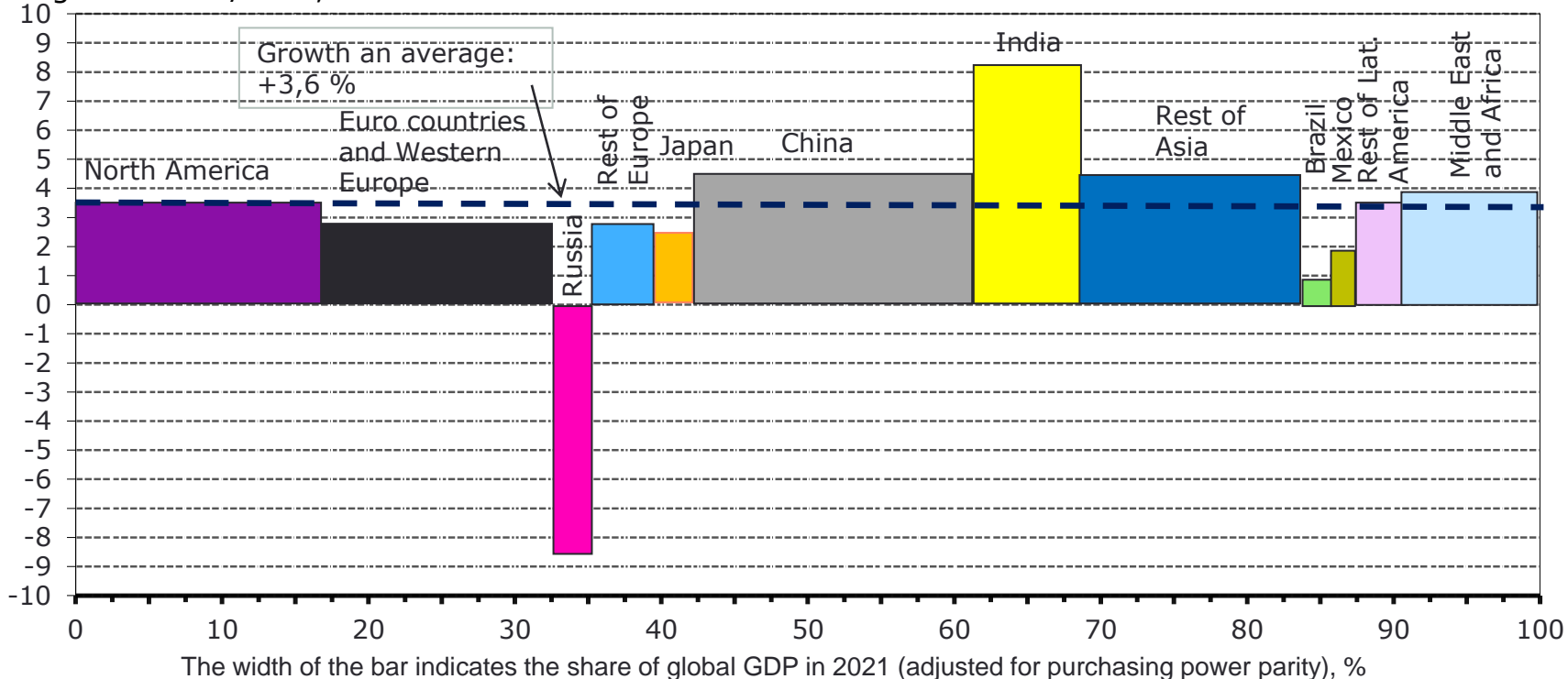




Development of the World and the Finnish Economy

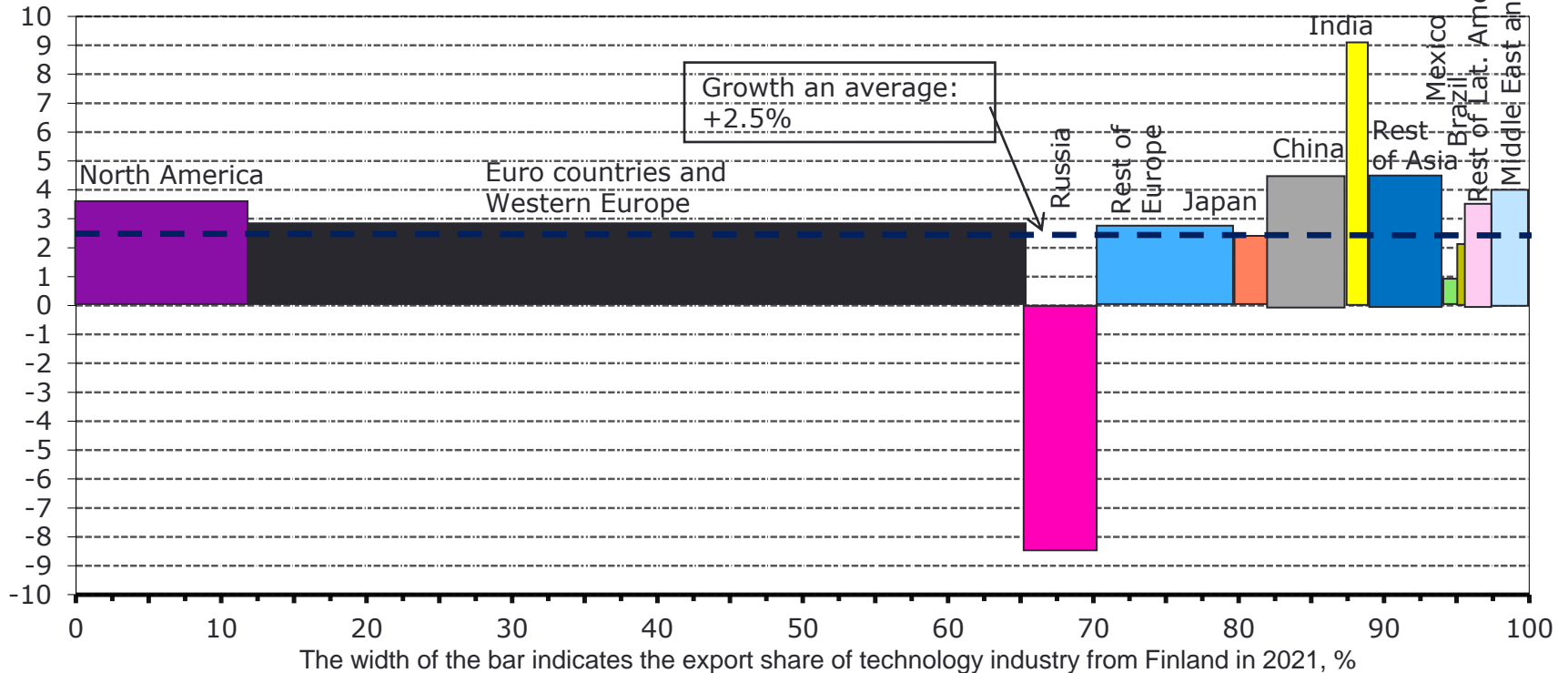
The global economy is forecast to grow by 3.6% in 2022, after grew by 6.1% in 2021

GDP growth 2022/2021, %



In the Export Market of the Technology Industry, Demand Will Increase by 2.5% in 2022

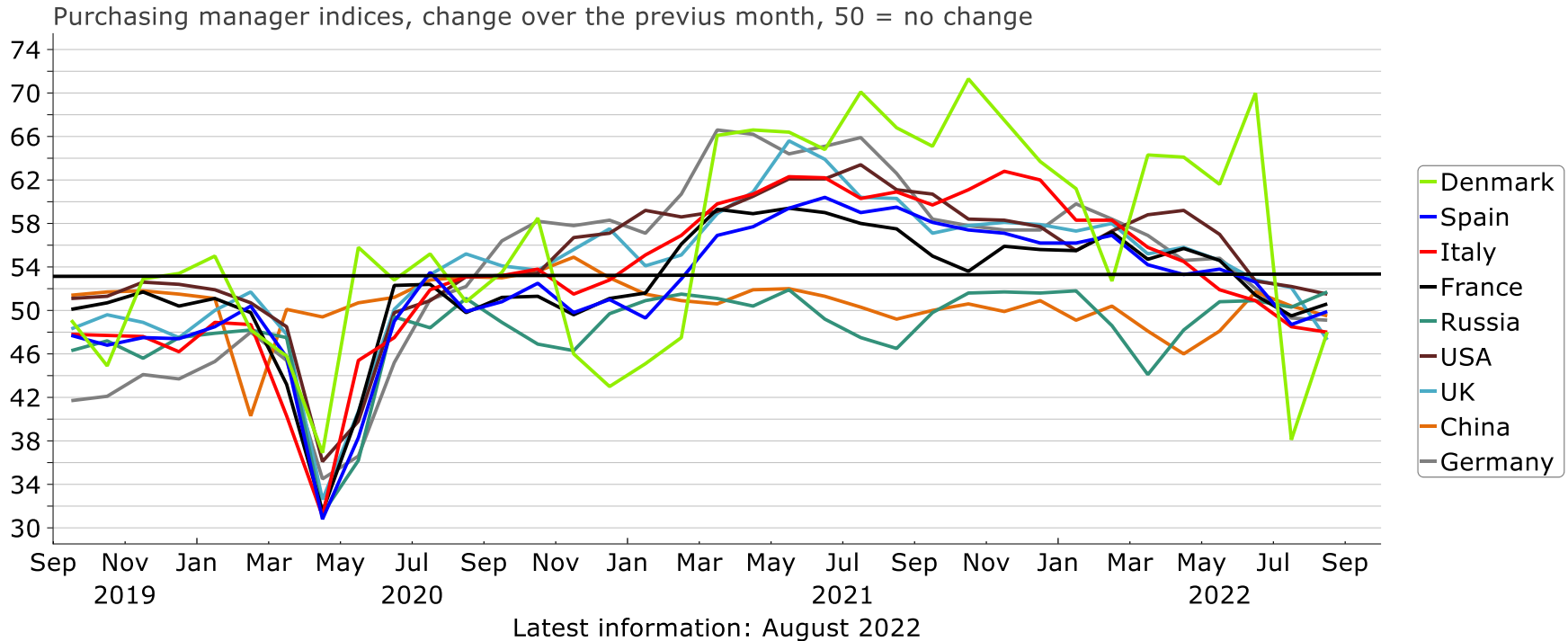
GDP growth 2022/2021, %



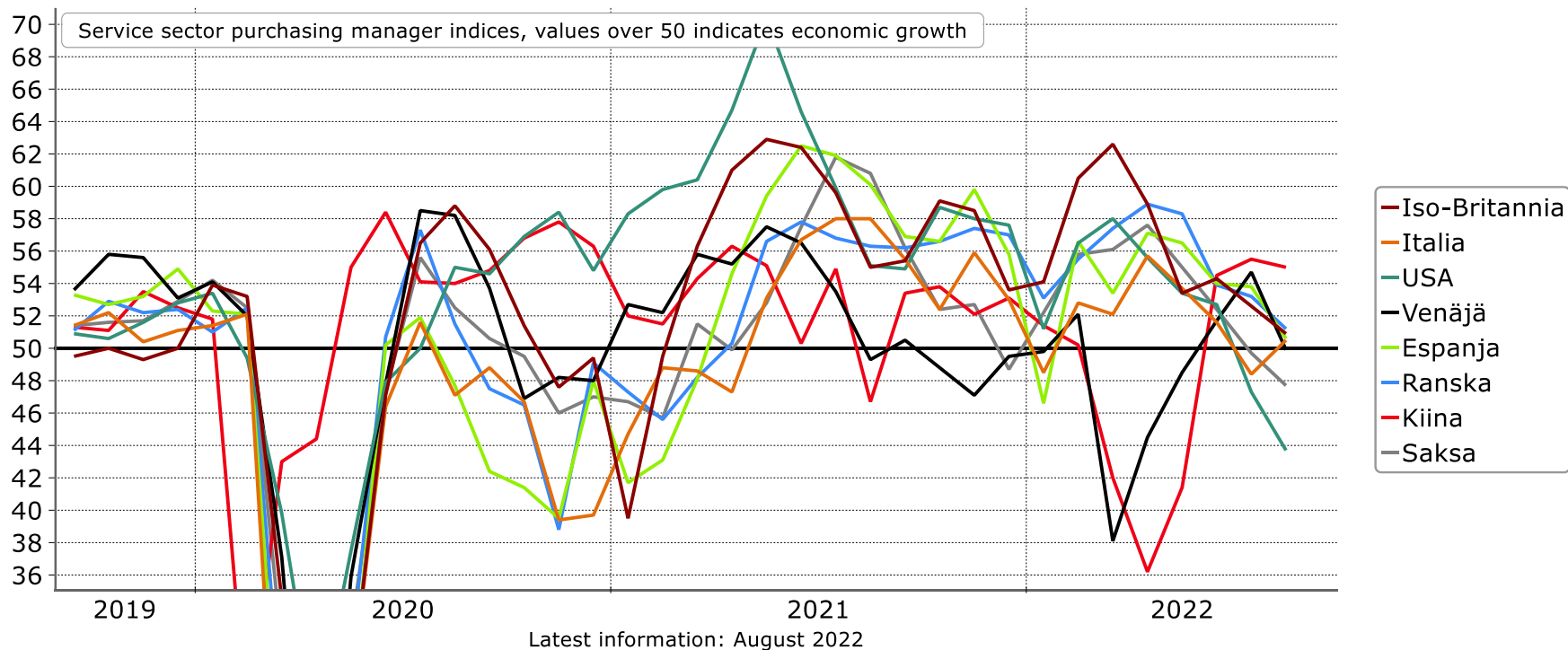
Eurozone manufacturing and services (=whole business sector) purchasing manager index



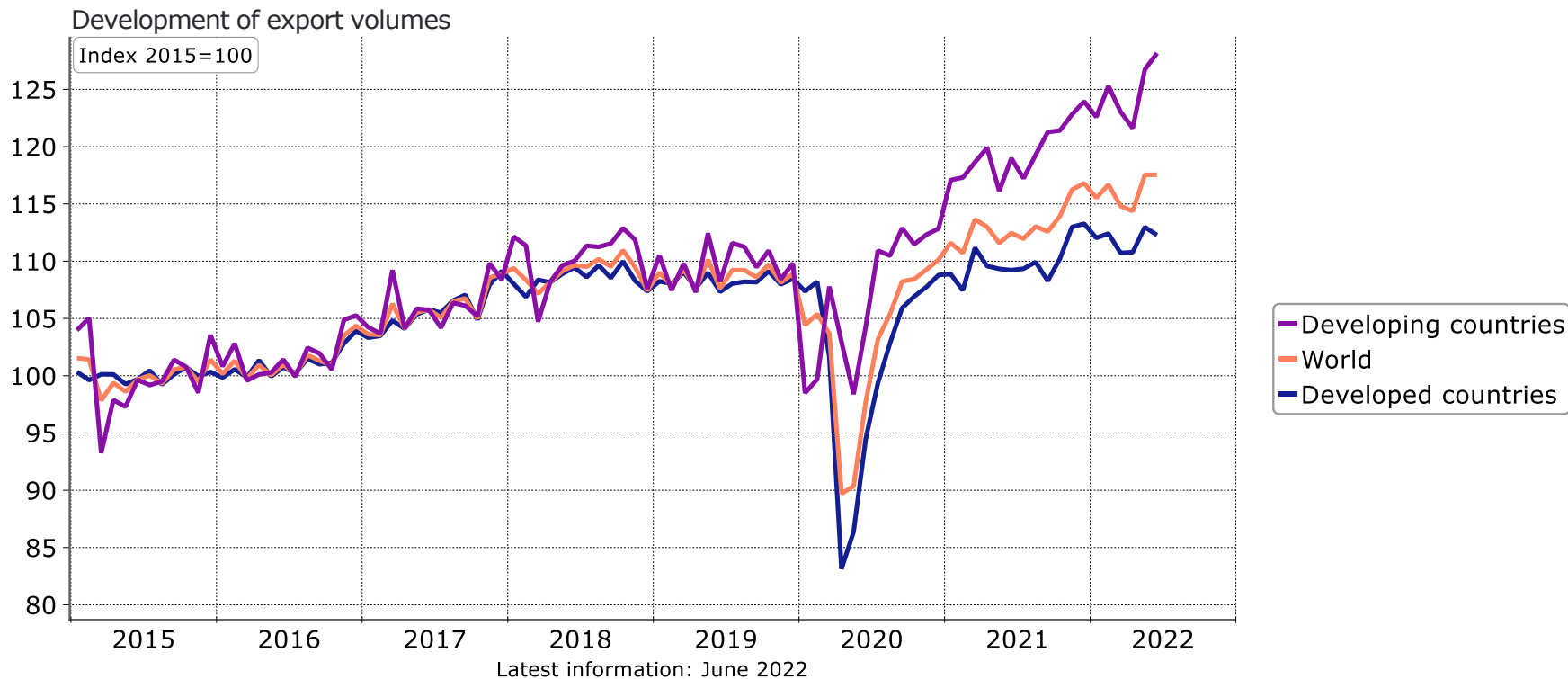
Manufacturing industry purchasing managers indices



Service sector purchasing manager indices



Development of world trade



Consumer Confidence in Eurozone



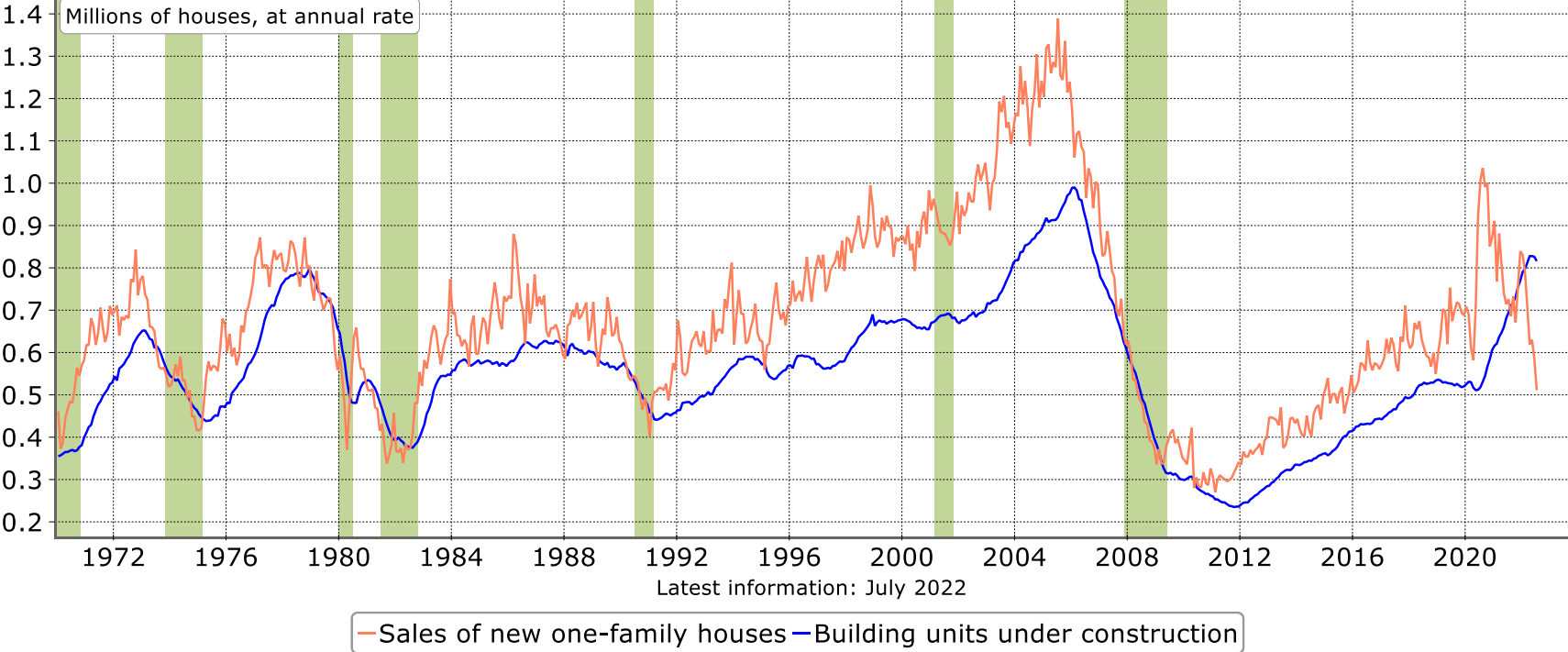
Consumer Confidence in USA



Consumer Confidence in Finland



Sales and Construction of new one-family houses in the USA



Economic Forecasts for Finland

Forecaster	Date	Change in GDP, %			Change in private Consumption, %		Change in Exports, %		Change in Investments, %		Inflation, % *		Unemployment rate, %	
		2021	2022	2023	2022	2023	2022	2023	2022	2023	2022	2023	2022	2023
Danske Bank	17.6.2022	3,5	1,5	1,6	1,6	2,5	1,0	2,0	4,0	2,5	5,7	2,5	7,0	6,7
Nordea	7.9.2022	3,0	2,5	0,0	3,1	0,8	0,2	4,3	3,4	-1,6	7,0	4,5	6,7	7,2
OP Ryhmä	22.8.2022	3,0	2,0	0,0	1,0	0,0	2,1	-2,2	4,5	0,0	6,8	3,9	6,5	7,0
Ministry of Finance	19.9.2022	3,0	1,7	0,5	1,1	0,8	1,1	2,7	3,6	1,2	6,5	3,2	6,6	6,7
Bank of Finland	21.6.2022	3,5	1,7	0,5	1,7	0,6	1,5	2,1	5,1	-0,7	5,6	2,4	6,5	6,5
ETLA	19.9.2022	3,0	2,0	-0,1	2,2	-0,1	0,8	4,6	3,1	0,8	6,8	3,8	6,7	6,8
PTT	22.3.2022	3,5	0,5	1,0	1,0	1,5	2,5	3,5	0,5	-1,8	5,0	2,5	6,6	7,2
Labore	14.9.2022	3,0	1,8	0,7	1,5	0,4	2,6	3,7	3,1	1,0	6,8	3,6	6,7	6,9
European commission	14.7.2022	3,0	1,8	1,2	2,1	1,7	2,1	4,3	2,1	3,0	6,4	2,8	7,2	6,9
IMF	19.4.2022	3,3	1,6	1,7			4,7	3,9			3,8	2,7	7,0	6,7
Average		3,2	1,7	0,7	1,7	0,9	1,9	2,9	3,3	0,5	6,0	3,2	6,8	6,9